

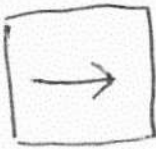






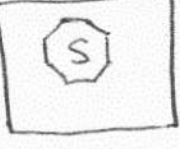


Be the Robot!!!

Directions One student will be the robot and execute the commands, while the other student will be the computer programmer and will write the programs.

Use the following commands to tell the "robot" what to do

 = go 1 step forward	 = go 1 step backward
 = turn right	 = turn left
 = do a silly dance for 2 seconds	 = Pause for 3 seconds
 = bend down and pick up an object	 = place object on ground (gently)

 = Begin Program	 = End program
---	--

1.

2.

3.

4.

5.

6.

7.

8.

9.

10.

11.

12.

13.

14.

15.

16.

17.

18.

19.

20.

21.

22.

23.

24.

25.

26.

27.

28.

29.

30.